



Top Tips for Pollinator Patches !

Our pollinators are threatened — help create pollinator friendly gardens




Bees drink water and evaporate it to cool their hives. Fill a bowl with glass beans, pebbles or marbles to provide a surface for them to drink from




Avoid using pesticides




Aim to have at least two types of plants in flower all year for a constant supply of nectar



Plant the same type of flowers in groups to reduce energy spent flying between far apart plants



Grow plants with different flower shapes, for example tubular, bowl-shaped and bell-shaped. Avoid double flowered varieties which have no pollen or nectar



Leave piles of dead wood lying about for pollinator nest sites and bare ground on a south facing slope for ground nesting bees



Let your garden grow wild, cut grass less often — longer grass and weeds provide pollinator nest sites

